

**Details of Expenditure Incurred on Maintenance of Physical Facilities and Academic Support Facilities during
Last year**

Particulars	Academic/ Physical	
		2023-24
Advertisement & Publicity Expenses	Physical	1877352
Affiliation , Reg. & Membership Exp.	Academic	3372822
Counselling Expenses	Academic	274868
Electricity & Water Expenses	Physical	3369424
Examination & Practical Expenses	Academic	146906
Staff Welfare Expenses	Salary	1572322
Garden Maintenance Expenses	Physical	299496
Hostel & Mess Expenses	Physical	-
House Keeping Expenses	Physical	1820328
Inspection & Interview Expenses	Academic	613704
Lab & OPD Expenses	Academic	3394310
Legal & Professional Expenses	Physical	80310
Library Expenses	Academic	20321
News Papers and Periodicals	Academic	131250
Office Expenses	Physical	106389
Postage Expenses	Physical	4004
Printing & Stationery	Academic	6710263
Programs, Events & Functions	Physical	5047109
Rent, Rates & Taxes	Physical	405599
Repair & Maintenance	Physical	14959847
Salary & Benefits	Salary	68391620
Security Expenses	Physical	1382716
Student Training & Development Exp.	Academic	4828825
Telephone & Mobile Expenses	Academic	528892
Insurance Expense	Physical	124368
Travelling & Conveyance Expenses	Academic	1555104
Vehicle Running & Maintenance Exp.	Physical	678086
Visiting Faculty	Academic	
Interest Paid on Loan	Interest	5710362
Total		12,74,06,597

DATE : 15.12.2024
PLACE : BHOPAL
UDIN : 24070571BKCIYN5377

For Sanghvi Malviya & Co.,
CA Nandkishore Malviya
FRN 001884C

(PARTNER)



**Details of Expenditure Incurred on Maintenance of Physical Facilities and Academic Support
Facilities during Last year**

Particulars	2023-24
Dental Material, Basic Science Lab Consumables & Clinic Training Consumables	3394310
No. of Students	420
Per Capita Expenditure	8082
Average Per Capita Expenditure last Seven year	6006.50




Details of Expenditure Incurred on Subscription To e-Journals & Other E-resources during Last year

Particulars	2023-24
Expenditure on Purchase of Books	-
Expenditure on Purchase of Journals	1001905
Total Expenditure on Purchase of Books Journals including E-journals during last 6 years	1001905
Average Expenditure on purchase of Books Journals including E-journals during Last 7 years	1173047.71




Details of Expenditure Incurred on Infrastructure Development & Augmentation during Last year

Particulars	2023-24
Infrastructure Development & Augmentation	12947652
Expenditure excluding Salaries	57442655
Expenses Incurred as % of Expenditure excluding Salaries	22.54
Average Expenses Incurred as % of Expenditure excluding Salaries	15.58




Details of Expenditure Incurred on implementation of E- Governance in
Areas of Operation during last year

Particulars	2023-24
Web designing & maintenance	1877352
E- Library Subscription	1001905
PBX Maintenance	
Purchase of CCTV System	124938
Purchase of Computers	1358300
Purchase of Attendance Machine	
Total Expenditure Incurred for implementation of E- Governance in areas of operation	43,62,495
Average Expenditure for implementation	20,17,625.86



Details of Expenditure Incurred on Maintenance of Physical Facilities and Academic Support Facilities during last year

Particulars	2023-24
Web designing & maintainence	1877352
Stores (Consumables) consumed	3394310
Total Expenses incurred on maintainence of Physical facilities and Academic Support Facilites	127406597
Expenditure Excluding Salaries	57442655
Expenses incurred as % of Expenditure (excluding salaries) on maitainence of Physical Facilities and Academic Support Facilities	45.09
Average Expenses Incurred as % of Expenditure (excluding salary) on maintainence of Physical Facilities and Academicsupport Facilities	40.49%



Key Indicator - 4.5 Maintenance of Campus Infrastructure

4.5.1 (QnM) Average expenditure incurred on maintenance of physical facilities and academic support facilities excluding salary component

Year	Expenditure on maintenance of academic support facilities (excluding salary component) (INR in lakhs)	Expenditure on maintenance of physical facilities (excluding salary component) (INR in lakhs)	
FY-2023-24	215.77		301.55




Criterion IV – Infrastructure and Learning Resources

Key Indicator - 4.1 Physical Facilities

4.1.4 (QnM) Average percentage of expenditure incurred excluding salary for infrastructure development and augmentation during the last Seven year

Year	Budget allocated for infrastructure development (INR Lakhs)	Budget allocated for infrastructure augmentation (INR Lakhs)
FY-2023-24	1,30,00,000	2,00,000,00



3.1 Total Expenditure excluding salary year wise during the last Seven years (INR in Lakhs)

FY 23-24

Subheading of expenditure	Year 7
Advertisement & Publicity Expenses	18.77
Affiliation , Reg. & Membership Exp.	33.73
Counselling Expenses	2.75
Electricity & Water Expenses	33.69
Examination & Practical Expenses	1.47
Garden Maintenance Expenses	15.72
Hostel & Mess Expenses	-
House Keeping Expenses	18.20
Equipments Expenses	0.00
Inspection & Interview Expenses	6.14
Lab & OPD Expenses	33.94
Legal & Professional Expenses	0.80
Llibrary Expenses	0.20
News Papers and Periodicals	1.31
Office Expenses	1.06
Postage Expenses	0.04
Printing & Stationery	67.10
Programs, Events & Functions	50.47
Rent, Rates & Taxes	4.06
Repair & Maintenance	149.60
Security Expenses	13.83
Student Training & Development Exp.	48.29
Telephone & Mobile Expenses	5.29
Insurance Expense	1.24
Travelling & Conveyance Expenses	15.55
Vehicle Running & Maintenance Exp.	6.78
Visiting Faculty	0.00
Interest Paid on Loan	57.10
Total	587.15

3.1 Total expenditure excluding salary year wise during the last seven years (INR in lakhs)	Total Expenditure	Expenditure Excluding Salary Component
FY-2023-24	1274.07	587.15

